

20²₆

PRODUCT BROCHURE

PORTABLE STRUCTURES | MICRO SUITE | S160



AMHOUSE

MICRO SUITE

160 SQ,FT
8' X 20' FOOT PRINT

Starting at

19,995

Excluding shipping and install

Key Features

- » Smart entry glass door
- » Plenty of natural lighting
- » Climate control
- » On-suite bathroom
- » Flat wood panel walls
- » R20 insulation with thermal layer
- » Covered front porch
- » Tank-less hot water heater
- » All steel framed construction
- » 175MPH wind rated
- » Fire rated for up to 4 hours
- » 1.9 ACH50 Air tight
- » (HERS) energy efficient index score 55
- » 50 Amp 220v power



🏠 DURABLE

🏠 PRIVATE

🏠 LUXURY OPTIONS

🏠 OPEN FLOOR PLAN

MODEL S160

SPECS & OPTIONS

SPECIFICATIONS

DIMENSIONS & WEIGHT

EXTERIOR
W8' x 20' x H8.6'

INTERIOR
W90" x L226.8" x H83"

WEIGHT
4,800 Empty | 6,480 W/Full Water

STANDARD FEATURES

FINISHES

FLAT WOOD PANELS WALLS (NO PAINT)
LVP FLOORS
3" 1/4" BASEBOARD
FOUR 6" WAFER CEILING LIGHTS
SHIP-LAP EXTERIOR FRONT WALL
EXTERIOR WALL SCONCE (LANTERN STYLE)
BLACK OR WHITE DOORS/TRIM
CONTAINER NOT PAINTED

MECHANICAL

DOORS: 32" ENTRY DOOR | 28" POCKET DOOR
12,000 BTU MINI SPLIT
75GAL WASTE TANK / 35GAL FRESH WATER TANK
50 AMP MAIN PANEL | 20AMP OUTLETS
TALL FRONT WINDOW
5GAL MINI HOT WATER TANK
1.8GPF FLOATING TOILET
36" BUILT IN VANITY

UPGRADED FEATURES

FINISHES

WAINSCOTING WALL DETAIL +\$500
5" BASE BOARD +200
STUDIO STYLE LIGHTING PACKAGE +\$500
- TWELVE 3" CEILING LIGHTS
- TEMPERATURE COLOR CONTROL
- NIGHT LIGHT MODE


SLAT EXTERIOR FRONT WALL +\$500
CONTAINER PAINTED +\$750
PREMIUM VANITY LIGHTING +\$200

CROWN MOLDING BATHROOM +\$250
CROWN MOLDING MAIN ROOM +\$350
PAINTED INTERIOR WALL +\$500
(REQUIRED FOR WAINSCOTING)

MECHANICAL + MORE

35GAL GREY TANK +\$750
ADDITIONAL PLUMBING FOR SALON SINKS +\$500
SHOWER ADD ON +\$3000
- REQUIRES LARGER WATER TANKS
- BATHROOM INCREASES IN SIZE
- MAIN AREA BECOMES SHORTER

INSTANT HOT WATER SYSTEM +\$500
ROOF & DECK COMBO +\$1000
SIDE WINDOWS QTY 2 +\$750



FRONT INTERIOR VIEW




FRONT EXTERIOR VIEW



3.9' X 7.8' COVERED DECK

EXTERIOR SIDE VIEW




INTERIOR 3D



REAR INTERIOR VIEW



REAR EXTERIOR VIEW



BIRDSEYE VIEW

